

Board Pro III

T.C.T. Panel Sawblade

KANEFUSA



Kanefusa - A New Dimension of Performance



JQA-QM3710




JQA-EM3137
Head Office
Factory

Specifications and appearance are subject to change without notice.
Photographs and illustrations may vary from actual products.

0-22E-17

[Class] [Article] [Revision]

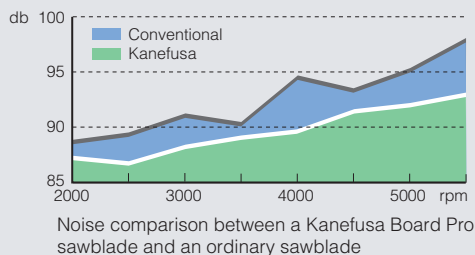
Quality in Terms of User Value



All Kanefusa sawblades are engineered to the absolute highest engineering standards. We believe in “Kaizen” and continuously innovate sawblade design, sawblade components, manufacturing technologies and quality control standards to achieve one goal. Higher user value.

User value can be measured in

- Less noise or cutting dust for a better and safer work environment.
- Better performance for more machine uptime and less grinding cost.
- Constant and repeatable performance for a stable manufacturing process.
- Better cut quality for better products.
- Better recovery rates for higher material utilization.



Our sawblades outlast and outperform the conventional and offer more value than the conventional.

Satisfied customers attest to the reliable performance of Kanefusa sawblades worldwide.

Features for Reliable Performance

- 1** The difference lays in detail and therefore Kanefusa uses only the very best steel for its sawblades. After heat treatment, the saw plate is very flat. Kanefusa's proprietary flattening and surface grinding processes ensure plates that are distortion free and have uniform thickness. A good plate with high stiffness is essential for straight running of the sawblade.
- 2** Kanefusa Board Pro series have polymer injected vibration damping elements incorporated into the plate. Vibrations are responsible for
 - high tone noise which causes hardness of hearing which is identified as one of the most common occupational diseases in woodworking and irreparable.
 - bad performance, due to structural damages to the carbide grain.
 - bad cut quality because of edge chipping or a waving cut.
- 3** Special carbide, which is exclusively available to Kanefusa, was developed in cooperation with a leading carbide manufacturer. The carbide was designed for cutting of board materials and clearly outlasts conventional carbides.
- 4** The Kanefusa grinding process is a painstaking one. Each tooth is perfectly honed. Proprietary cooling methods assist with creating mirror-like finishes on the carbide teeth, that guarantees perfect cut finishes.

Product Line-Up

Board Pro III Heavy Duty Panel Sizing Sawblades D-type, Diameter ≤ 460mm

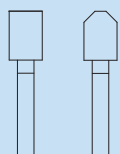
	Product No.	D [mm]	B [mm]	b [mm]	d [mm]	z	Pin Holes	Tooth Type	Machine
1	691-D933-403	303	x 3.0	x 2.2	x 30	x 48	2/10/60 + 2/7/42	D	Striebig
2	691-D934-403	303	x 3.0	x 2.2	x 30	x 60	2/10/60 + 2/7/42	D	Striebig
3	691-D935-403	303	x 3.0	x 2.2	x 30	x 100	2/10/60	D	Striebig
4	691-D936-403	303	x 3.2	x 2.2	x 30	x 100	2/10/60 + 2/9/44	D	Striebig
5	691-D937-403	305	x 3.2	x 2.2	x 30	x 60		D	Scheer FM16
6	691-D938-403	305	x 4.4	x 3.0	x 30	x 60		D	Mayer; Panhans
7	691-D939-403	305	x 4.4	x 3.2	x 60	x 60		D	
8	691-D940-403	350	x 3.2	x 2.2	x 30	x 80		D	
9	691-D941-403	350	x 3.2	x 2.0	x 30	x 108		D	
10	691-D942-403	350	x 4.4	x 3.2	x 30	x 72	2/10/60	D	SCM; Panhans; EURO 12; Mayer; Schelling
11	691-D943-403	350	x 4.4	x 3.0	x 80	x 72	4/9/100 + 2/14/110 + 2/7/110	D	Gabbiani Prima; SCM Alpha; Scheer FM21
12	691-D944-403	350	x 4.4	x 3.2	x 30	x 54	2/12/80 + 2/10/60	D	SCM
13	691-D945-403	350	x 4.4	x 3.2	x 75	x 72	2/10/120	D	Giben
14	691-D946-403	355	x 4.4	x 3.0	x 80	x 72		D	SMA; Zerspaner
15	691-D947-403	355	x 4.4	x 3.2	x 75	x 60	4/15/105	D	Giben
16	691-D948-403	380	x 4.8	x 3.5	x 60	x 72	2/14/100	D	Holzma
17	691-D949-403	400	x 3.5	x 2.4	x 30	x 72		D	
18	691-D950-403	400	x 4.25	x 3.2	x 30	x 72		D	Scheer
19	691-D951-403	400	x 4.4	x 3.2	x 30	x 72		D	Panhans; Schelling; Scheer
20	691-D952-403	400	x 4.4	x 3.0	x 60	x 72		D	Anthon
21	691-D955-403	400	x 4.4	x 3.2	x 80	x 72	2/7/110 + 2/8.3/130	D	
22	691-D956-403	400	x 4.4	x 3.2	x 80	x 72	2/14/110 + 4/9/110 + 2/7/110	D	
23	691-D957-403	400	x 4.4	x 3.2	x 80	x 72	4/19/120 + 2/9/130	D	Selco WN/EB
24	691-D958-403	400	x 4.8	x 3.5	x 60	x 72		D	Holzma Type 01
25	691-D959-403	420	x 4.8	x 3.5	x 60	x 72		D	Holzma
26	691-D960-403	430	x 4.4	x 3.2	x 30	x 72		D	
27	691-D961-403	430	x 4.4	x 3.2	x 60	x 72	2/11/85	D	Anthon
28	691-D962-403	430	x 4.4	x 3.2	x 75	x 72	4/15/105	D	
29	691-D963-403	430	x 4.4	x 3.2	x 75	x 96	4/15/105	D	Giben Prismatic 2
30	691-D964-403	430	x 4.4	x 3.2	x 80	x 72	4/19/120 + 2/9/130	D	Selco WN
31	691-D965-403	430	x 4.4	x 3.2	x 80	x 72	2/8.3/130	D	
32	691-D966-403	450	x 4.4	x 3.2	x 30	x 72	2/8.5/60	D	Schelling; Scheer FM22
33	691-D968-403	450	x 4.8	x 3.5	x 60	x 72	2/14/125	D	Holzma
34	691-D969-403	450	x 4.8	x 3.5	x 80	x 72	4/19/120 + 2/9/130 + 2/14/110	D	Selco WN
35	691-F481-403	460	x 4.4	x 3.2	x 30	x 72	2/13/94	D	Schelling

Board Pro III Finish Cut Panel Sizing Sawblades TD-type, Diameter ≤ 450mm

	Product No.	D [mm]	B [mm]	b [mm]	d [mm]	z	Pin Holes	Tooth Type	Machine
1	699-J976-403	350	x 4.4	x 3.2	x 30	x 54	2/10/60	TD	SCM; Panhans; EURO 12; Mayer; Schelling
2	699-G046-403	380	x 4.8	x 3.5	x 60	x 72	2/14/100	TD	Holzma
3	699-G871-403	400	x 4.4	x 3.2	x 75	x 72	4/15/105	TD	Giben Prismatic 1; Giben Starmatic
4	699-G801-403	400	x 4.4	x 3.2	x 80	x 72	2/14/110 + 4/9/110	TD	Gabbiani
5	699-J973-403	420	x 4.8	x 3.5	x 60	x 72	2/10/80	TD	Holzma
6	699-G048-403	450	x 4.8	x 3.5	x 60	x 72	2/14/125	TD	Holzma
7	699-G873-403	450	x 4.8	x 3.5	x 80	x 72	4/19/120 + 2/8.5/130	TD	Selco WN

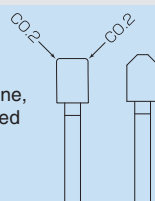
D-Type

Sizing and finish cutting of Melamine, HPL, and CPL laminated particleboard or MDF.



TD-Type

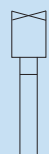
Finish cutting of Melamine, HPL, and CPL laminated particleboard or MDF.



Optional Tooth Geometry

BC-Type

Cutting of raw particleboard, MDF, plywood or OSB. Sizing and finish cutting of veneer and paper laminated particleboard and MDF.



Board Pro Panel Sizing Sawblades

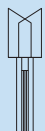
D-type, Diameter $\geq 450\text{mm}$

	Product No.	D [mm]	B [mm]	b [mm]	d [mm]	z	Pin Holes	Tooth Type	Machine
1	691-D994-403	460	x 4.6	x 3.2	x 30	x 72		D	
2	691-D995-403	470	x 4.4	x 3.2	x 75	x 96	4/15/105	D	Giben Prismatic 3
3	691-D996-403	480	x 4.4	x 3.2	x 30	x 80		D	Schelling FL
4	691-D997-403	480	x 4.8	x 3.5	x 80	x 72	4/19/120 + 2/9/130	D	Selco WN
5	691-D998-403	500	x 4.4	x 3.0	x 75	x 60		D	Giben
6	691-D999-403	500	x 4.4	x 3.2	x 80	x 60		D	Teutomatic
7	691-E001-403	500	x 4.4	x 3.2	x 80	x 72		D	SMA; Teutomatic
8	691-E002-403	500	x 4.4	x 3.2	x 80	x 72	4/8.5/100 + 2/14/110 + 2/7/110	D	Gabbiani A/10
9	691-E003-403	500	x 4.7	x 3.4	x 30	x 60		D	
10	691-E004-403	500	x 4.8	x 3.5	x 60	x 60	2/11/115	D	Holzma Type21
11	691-E005-403	500	x 4.8	x 3.5	x 60	x 72	2/11/115	D	Holzma Type22
12	691-E006-403	520	x 4.8	x 3.5	x 60	x 60		D	Holzma
13	691-E007-403	530	x 5.0	x 3.5	x 30	x 60		D	Schelling
14	691-E008-403	530	x 5.8	x 4.0	x 60	x 60	1/11/85	D	Anthon
15	691-E009-403	550	x 5.0	x 3.5	x 40	x 72		D	Schelling
16	691-E010-403	550	x 5.0	x 3.5	x 80	x 72		D	Teutomatic
17	691-E011-403	550	x 5.0	x 3.5	x 100	x 72		D	Giben
18	691-E012-403	570	x 4.8	x 3.5	x 60	x 60		D	Holzma
19	691-E013-403	570	x 5.8	x 4.0	x 60	x 96		D	Holzma Type 42
20	691-E014-403	580	x 5.5	x 4.0	x 40	x 60		D	Schelling
21	691-E015-403	600	x 5.8	x 4.0	x 60	x 72	2/19/120 + 2/11/115	D	Holzma Type 42
22	691-E016-403	600	x 6.2	x 4.0	x 80	x 72		D	SMA
23	691-E017-403	620	x 6.2	x 4.0	x 40	x 72		D	Schelling FT
24	691-E018-403	650	x 6.2	x 4.0	x 40	x 72		D	Schelling
25	691-E020-403	670	x 6.2	x 4.0	x 40	x 72		D	Schelling
26	691-E021-403	680	x 6.2	x 4.2	x 40	x 60		D	Schelling AS
27	691-E022-403	700	x 6.2	x 4.4	x 80	x 60	2/17/110	D	Anthon

Board Pro Scoring Sawblades

	Product No.	D [mm]	B [mm]	b [mm]	d [mm]	z	Pin Holes	Tooth Type	Machine
1	699-0000-403	100	x 2.8 - 3.6	x 2.0	x 20	x (12+12)		CA	Panhans; Martin; Schelling
2	699-E376-403	100	x 2.8 - 3.6	x 2.0	x 22	x 24		TP	
3	699-C641-403	120	x 2.8 - 3.6	x 2.0	x 22	x (12+12)		CA	Altendorf; Martin
4	699-D611-403	120	x 2.8 - 3.6	x 2.0	x 20	x (12+12)		CA	HolzHer; SCM
5	699-D888-403	120	x 3.2 - 4.25	x 2.2	x 22	x 24		F	
6	699-F521-403	120	x 3.1 - 4.22	x 2.2	x 20	x 24		F	
7	699-E214-403	125	x 3.2 - 4.32	x 2.2	x 22	x 24		F	Martin
8	699-E517-403	125	x 4.4 - 5.2	x 3.2	x 45	x 20		TP	
9	699-F179-403	125	x 4.4 - 5.45	x 2.8	x 20	x 24		TP	Panhans
10	699-D960-403	125	x 4.4 - 5.45	x 3.2	x 45	x 24		F	Homag
11	699-D175-403	127	x 4.3 - 5.1	x 3.3	x 45	x 24		TP	PS3+7 Giben
12	699-E560-403	160	x 4.4 - 5.45	x 3.0	x 45	x 36	3/11/70	TP	Giben Prismatic
13	699-D782-403	180	x 4.4 - 5.8	x 3.0	x 30	x 34		F	
14	699-B874-403	180	x 4.4 - 5.6	x 3.2	x 45	x 36		TP	Holzma
15	699-D557-403	200	x 4.3 - 5.5	x 3.0	x 20	x 24		F	Schelling
16	699-E989-403	200	x 4.4 - 5.6	x 3.2	x 20	x 36		TP	Schelling
17	699-A876-403	200	x 4.6 - 5.7	x 3.2	x 20	x 34		TP	Schelling
18	699-E803-403	200	x 4.8 - 5.8	x 3.2	x 65	x 34	2/8.5/110	TP	Selco

CA-Type



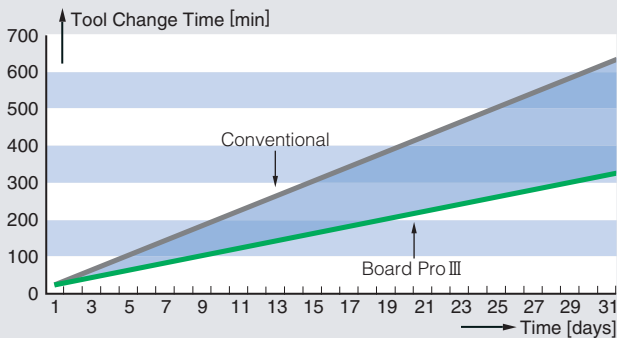
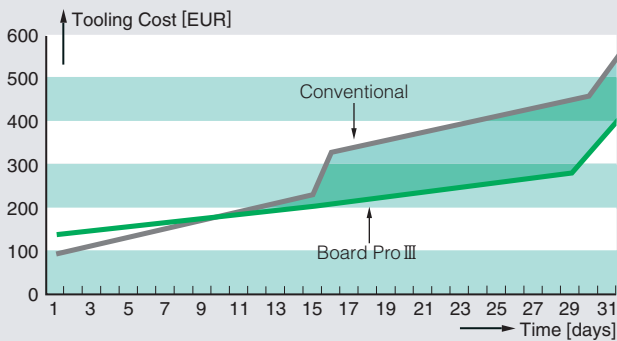
F-Type



TP-Type



User Value



At various major furniture manufacturers in the world markets, Board Pro sawblades clearly outlasted sawblades of other brands.

The graphs aside demonstrate what they meant by tooling cost and machine uptime.

The figures are based on experience at a large furniture manufacturer in Southern Germany.

- Machine : Holzma Powerline
- Feed rate : 28 m/min
- Material : Melamine laminated particleboard
40 mm thick
- Sawblade : Board Pro 450 x 4.8 x 3.5 x 60 x 72z TD
- Edge life : Conventional sawblade = 1 day
Board Pro sawblade = 2-3 days

Overall Equipment Effectiveness (OEE)

$$OEE = \text{Machinery Availability} \times \text{Performance Rate} \times \text{Quality Rate}$$

Machinery Availability

This is the percentage of scheduled time a machine is available to produce products. Downtimes are caused by tool change, material shortage, technical or other trouble.

Performance Rate

This is also a percentage measurement. It is calculated by dividing the actual run speed by the maximum run speed as stated by your OEE. When calculating the performance rate, it is necessary to take into account that the maximum speed also depends on the material to be cut or the book height.

Quality Rate

This is the percentage of conforming products compared to the total output. This is an important ratio to measure because it shows you the real value in our output. It is the inverse of the waste percentage.



<http://www.kanefusa.net>

KANEFUSA CORPORATION

Head Office / Factory

1-1 Nakaoguchi, Ohguchi-cho, Niwa-Gun
Aichi-ken, Japan, Postal Code 480-0192
Tel : +81 587 95 7221 Fax: +81 587 95 7226
E-mail:sales-ex@kanefusa.co.jp

PT. KANEFUSA INDONESIA

EJIP Industrial Park, Jl. Ciujung Plot 8D, South Cikarang,
Bekasi 17530, West Java, Indonesia
Tel : +62 21 897 0360
Fax: +62 21 897 0286 +62 21 897 0287 +62 21 897 5169
E-mail : sales@kanefusa.co.id

Surabaya Service Center

JL. Berbek Industri VII/5B Kawasan Industri Sier Surabaya, Indonesia
Tel : +62 31 849 1784 Fax: +62 31 849 2784

KANEFUSA EUROPE B.V.

De Witbogt 12, 5652 AG, Eindhoven, The Netherlands
Tel : +31 40 290 0901 Fax: +31 40 290 0908
E-mail : info@kanefusa.nl

Moscow Office

Vozdvizhenka 10, 125009, Moscow, Russia
Tel : +7 495 797 3759

KANEFUSA USA, INC.

621 Dolwick Drive, Erlanger, KY 41018, USA
Tel : +1 859 283 1450 Fax: +1 859 283 5256
E-mail : sales@kanefusa-na.com

Atlanta Office

3675 Crestwood Pkwy, Ste 400, Duluth, GA 30096, U.S.A
Tel : +1 770 817 7593

KANEFUSA CHINA CORPORATION

NO.50 Zhuzhu Road, Lujia Town Kunshan city, Jiangsu, China
Tel : +86 512 57875072 Fax: +86 512 57875073
E-mail : yy@kanefusa-cn.com

Tianjin Office

Sanjinglu No.5 Dongli economic development zone Tianjin city CHINA
Tel : +86 22 5823 7633 Fax: +86 22 5823 7632
E-mail : tjkc03@kanefusa-cn.com

Guangdong Office

No.2 Danhen Road, Danzao Town Foshan City, Guangdong, China
Tel : +81(0)75785406562 Fax: +81(0)75785406571
E-mail : fssales@kanefusa-cn.com

KANEFUSA INDIA PRIVATE LIMITED

Plot No.169, Sector-8, IMT Manesar, Gurgaon,
Haryana PIN 122-050 India
Tel : +91 124 420 8440 Fax: +91 124 420 8441
E-mail : info@kanefusa.co.in

Pune Service Center

Meera Plaza, Opposite Hindustan Unilever, Survey No.145-188,
near Ganeshnagar Industrial Area, Pune-Saswad Road,
Phursungi, Pune 412308
Tel : +91 20 65600289

KANEFUSA DO BRASIL LTDA.

Rua Bom Pastor, 2732 Bloco Torre Sul - Sala 73
São Paulo - SP Cep:04203-003
Tel : +55 11 2372 7664 Fax: +55 11 2372 7663
E-mail : vendas@kanefusa.net.br

Joinville Service Center

Rua Helmuth Fallgatter 1937, Joinville-SC CEP: 89206-101, Brasil
Tel : +55 47 3439 5486

KANEFUSA MEXICO S.A. DE C.V.

Circuito Logistic Aeropuerto No.4 Fracc.1 Lote2 Predio San
Antonio Texas Silao Guanajuato C.P. 36273 Mexico
Tel : +52 1 472 7486314/3 Fax: +52 1 472 7486313
E-mail : info@kanefusa.com.mx

KANEFUSA VIETNAM CO., LTD.

Road No.N3-2, Long Duc IP, Long Duc Ward,
Long Thanh District, Dong Nai Province, Vietnam
Tel : +84 251 368 1400 Fax: +84 251 368 1402
E-mail : sales@kanefusa-vn.com



古紙/パルプ配合率80%
再生紙を使用しています。